

HUMES



Humes reinforced concrete Water Troughs are the leading farm troughs in New Zealand. Our range of troughs is suitable for small lifestyle blocks through to large farms running high numbers of sheep, beef, or dairy stock.



Water Trough

Water Trough

APPLICATIONS

All stock water applications such as dairy, sheep, beef, horse, pig and goat.

PRODUCT BENEFITS

Wide range of choices

Protect the stock

Prevent back-siphon

Durable and strong

STANDARDS

Humes troughs are manufactured to a high quality standard.

0800 502 112 | WWW.HUMES.CO.NZ

Humes reinforced concrete Water Troughs are manufactured to a high standard and have proven durability/longevity on the farm. They have been designed to address many of the problems faced by farmers using conventional watering systems.

Prevent stock injuries

The top edge of our troughs is curved to prevent injuries to the stock. The fittings in the CB & RB series are protected from stock damage - the ballcock is housed in a separate chamber with a concrete cover. The water supply connection is under the trough which prevents damage to the supply line and fittings. The pipe that feeds the ballcock runs up inside the wall of the trough to keep it protected from stock.



Easy to use and no back siphon

For easy maintenance access the ballcock valve is mounted above the water level and the very nature of the Humes trough design prevents the development of back siphoning situations.

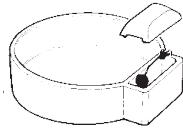
Manufacturing standards

Humes Water Troughs are manufactured to NZS 3109:1997.

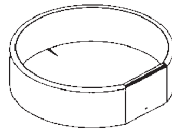
Fig - Humes full concrete trough range



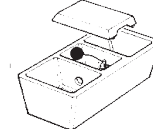
CB 100
Lifestyle



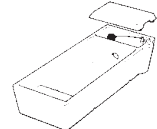
CB 500 - 2500
Cattle



CT 500 - 1500
Cattle



RB 200
Double-ended trough Sheep



RB 300/400
Trough Sheep

CB Series The fittings in the CB series are protected by a trough cover from stock.

	CB 100	CB 150	CB 500	CB 750*	CB 750	CB 1000	CB 1500	CB 2500
Item Code	80091947	80091949	80123212	80091943	80091953	80123213	80123214	80123215
Capacity (litres)	100 (22gal)*	150 (33gal)	500 (110gal)	750 (165gal)	750 (165gal)	1000 (220gal)	1500 (330gal)	2500 (550gal)
Length (mm)	-	-	-	-	-	-	-	-
Width (mm)	800	900	1694	2024	2024	1857	2235	2749
Diameter (mm)	1300	1000	1484	1794	1794	1634	2000	2500
Depth (mm)	380	400	380	380	380	600	600	600
Approx Weight* (kg)	240	300	580	680	680	1000	1230	1600
Fitting Size (mm) (threaded inlet)	20	20	25	25	25	25	25	25

*Trough has an extra 25mm bottom entry fitting. Available in Otago and Southland regions only.
*gal = UK gallon

Other troughs

	PIG FEED	PIG WATER
Item Code	80091971	80091973
Capacity (litres)	83 (18gal)	167 (37gal)
Length (mm)	1000	2000
Width (mm)	400	400
Diameter (mm)	-	-
Depth (mm)	230	230
Approx Weight* (kg)	70	150
Fitting Size (mm) (threaded inlet)	-	-

RB Series The fittings in the RB series are protected by a trough cover from stock. Lamb steps are provided on rectangular troughs (RB300 & RB400) as a standard feature.

	RB 200	RB 300	RB 400
Item Code	80091965	80091967	80091969
Capacity (litres)	200 (44gal)	300 (66gal)	400 (88gal)
Length (mm)	1300	1900	2740
Width (mm)	710	650	650
Diameter (mm)	-	-	-
Depth (mm)	380	380	380
Approx Weight*(kg)	280	290	530
Fitting Size (mm) (threaded inlet)	20	20	20

CT Series This series offers a viable alternative to our more advanced CB range of troughs. Currently, the CT trough is available in the North Island only.

	CT 500	CT 750	CT 1000	CT 1500
Item Code	80091963	80091964	80091962	80091961
Capacity (litres)	500 (110gal)	750 (165gal)	1000 (220gal)	1500 (330gal)
Length (mm)	-	-	-	-
Width (mm)	1394	1724	1554	1935
Diameter (mm)	1484	1794	1634	2000
Depth (mm)	380	380	600	600
Approx Weight*(kg)	475	575	800	1100
Fitting Size (mm) (threaded inlet)	25	25	25	25

For further information or advice freephone 0800 502 112 or visit www.humes.co.nz

Buyers and users of the products described in this brochure must make their own assessment of the suitability and appropriateness of the products for their particular use and the conditions in which they will be used. All queries regarding product suitability, purpose or installation should be directed to the nearest Humes Sales Branch for service and assistance.