

API Oil Interceptor protecting our environment



Design meets the standards set by the *Oil Industry Guidelines* and *ARC TP10 (2003)**

The Humes API Oil Interceptor is a device that separates hydrocarbons from stormwater runoff and has the capability to capture an accidental spill of 2500 litres discharging at 1000 litres per minute. The unit is installed underground and has a compact footprint. The shut-off valve allows containment of excessive accidental spills.

Applications

- Service stations
- Truck stops
- Vehicle service centres
- Terminals and depots
- Blending and manufacturing plants

Features

- Efficient separation, industry compliance
- Full range to suit individual catchment areas
- Emergency shut-off
- Few moving parts
- Quality precast unit
- Designed to carry legal wheel loadings

*TP10 is a design guideline manual for Stormwater Management Devices published by the Auckland Regional Council


Benefits

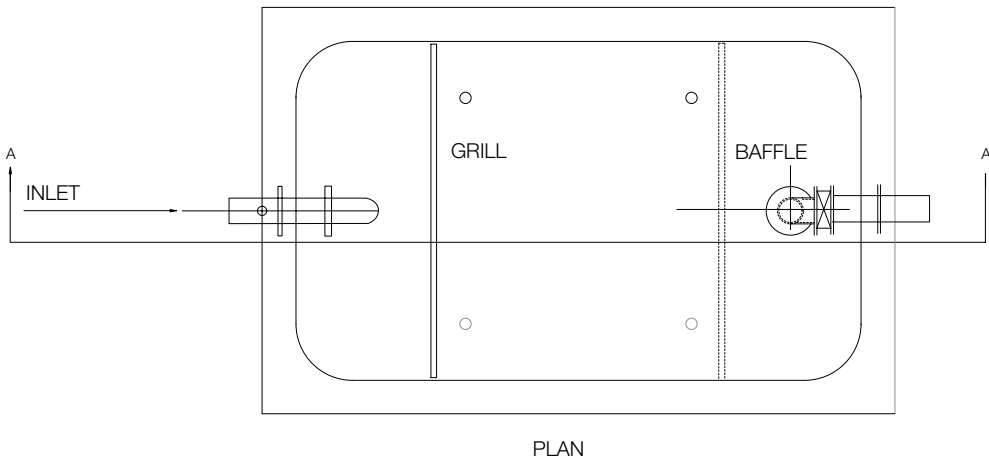
- Cost effective
- Safe and reliable
- Reduced installation cost
- Retention of accidental spill

Testing and Design

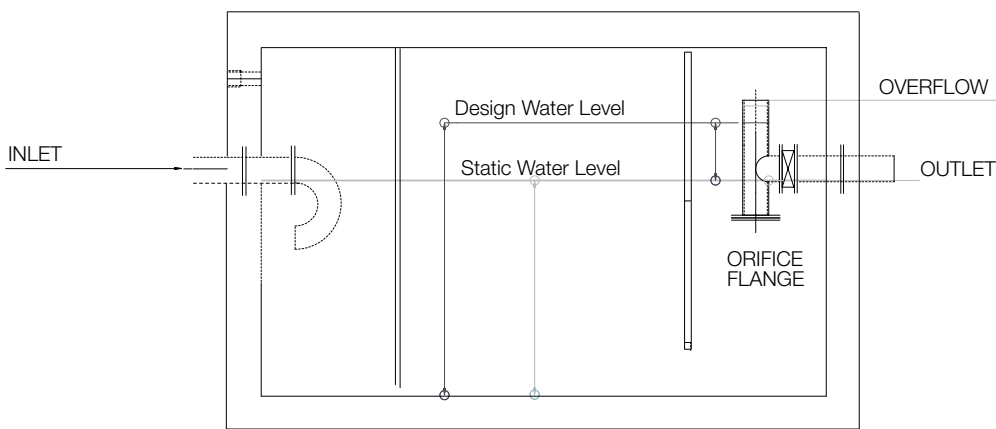
Testing and design of the Humes API Oil Interceptor has been carried out as per requirements of *ARC TP10 (2003)* and the *Environmental Guidelines for Water Discharge from Petroleum Industry sites in New Zealand* (MFE):

- to retain at least 2500 litres of spill
- to discharge less than 15 parts/million total petroleum hydrocarbons
- to not exceed 25m/hour horizontal velocity through unit.





PLAN



SECTION AA

Installation

The Humes API unit must be bedded to a level and uniform surface providing a safe bearing capacity of 100kPa. If for any reason this cannot be achieved an engineer experienced in foundations should be contacted for specialist advice.

The minimum requirement for the prepared bedding is a 100mm layer of compacted granular material. The lid must be bedded uniformly on all sides to a full width layer of mortar.

Units installed below ground or on a sloped finished ground or pavement surface must be designed specifically for those conditions. Wall props are required as tabulated below.

Maintenance and operation

The units must be maintained and operated in accordance with the appropriate industry guidelines and the environmental management plan developed for the site

Manufacturing standards

All materials comply with the relevant New Zealand standard. Precast manufacture is to NZS 3109:1997 with surface finishes to NZS 3114:1987, F4 and U2 for formed and trowelled respectively. Concrete has a design strength of 40 MPa.

API Oil Interceptor

Oil Industry Guidelines

Model Reference	API3000	API3500	API4000	API4500	API5000	API5500
Internal DIM A	3000	3500	4000	4500	5000	5500
Internal Width	1500	1500	1500	1500	1500	1500
Overall Length	3300	3800	4300	4800	5300	5800
Overall Width	1800	1800	1800	1800	1800	1800
Unit Weight Tonnes	10.6	11.9	13.2	14.5	15.9	17.2
R.H.S. Struts	1	1	1	2	2	3
Intercepted Length L1	2400	2900	3400	3900	4400	4900
Capacity for AGO (SG 0.9) m³	3.00	3.63	4.25	4.88	5.50	6.13
Design Flow m³/hr	2.45	2.95	3.45	3.95	4.35	4.80
Orifice Size D mm	25	28	30	32	33	35
Catchment Area m²						
9mm/hr	272	328	383	439	483	533
12mm/hr	204	246	288	329	363	400
15mm/hr	163	197	230	263	290	320
ARC Chapter 10, TP10						
Design Flow m ³ /hr	1.75	2.10	2.40	2.75	3.05	3.40
Orifice Size D mm	21	23	25	27	28	30
Area m ² 15mm/hr	117	140	160	183	203	227

Disclaimer: "Buyers and users must make their own assessment of our products under their own conditions for their own use. All queries regarding product suitability or purpose or installation should be directed to the nearest Humes office for advice and assistance". Availability of product may differ slightly from that available in your area. © Copyright Humes Pipeline Systems 2003

