


MARLEY
CONNECT
Smart Plumbing Technology



P u s h f i t A s s e m b l y



PN16 Pressure Rated



RURAL



Pushfit Assembly



CIVIL



Captive O-ring



DOMESTIC




Streamlined Body Shape



Complies with AS/NZS4129



Assembly Instructions



1

1. Check the pipe size, class, finish and ovality. Make sure pipe is cut square with an approved pipe cutting tool and all swarf removed from OD and ID. Pipe end can be chamfered and lubed to assist with insertion if required.



2

2. Do NOT disassemble the fitting. Unwind the nut so 2 threads are showing before inserting the pipe fully home past the 'o' ring up to the stops.

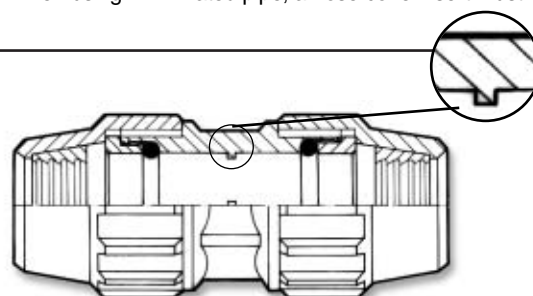



3


3. Tighten up the nut so it contacts the shoulder on the body to ensure 'o' ring seals on the pipe.


Important Note for PN12 rated pipe: When using PN12 rated pipe, a nose cone insert must be used


The internal stops can be easily removed to make a slip coupler to repair or add to existing installations.





JOINER 	CODE	SIZE	PACK
	610.20	20 mm	10
	610.25	25 mm	10
	610.32	32 mm	10
	610.40	40 mm	5
	610.50	50 mm	5
	610.63	63 mm	2
	610.75	75 mm	1
	610.90	90 mm	1


TEE FEMALE THREAD 	CODE	SIZE	PACK
	607.20.15	20 x 1/2" BSP	10
	607.25.20	25 x 3/4" BSP	10
	607.32.25	32 x 1" BSP	10
	607.40.32	40 x 1 1/4" BSP	5
	607.50.40	50 x 1 1/2" BSP	5
	607.63.50	63 x 2" BSP	2
	607.75.63	75 x 2 1/2" BSP	1
	607.90.75	90 x 3" BSP	1


MALE ADAPTOR 	CODE	SIZE	PACK
	617.20.15	20 x 1/2" BSP	10
	617.25.20	25 x 3/4" BSP	10
	617.25.25	32 x 1" BSP	10
	617.32.40	32 x 1 1/2" BSP	10
	617.40.32	40 x 1 1/4" BSP	5
	617.50.40	50 x 1 1/2" BSP	5
	617.63.50	63 x 2" BSP	2
	617.75.63	75 x 2 1/2" BSP	1
617.90.75	90 x 3" BSP	1	


ELBOW FEMALE THREAD 	CODE	SIZE	PACK
	608.20.15	20 x 1/2" BSP	10
	608.25.20	25 x 3/4" BSP	10
	608.32.25	32 x 1" BSP	10
	608.40.32	40 x 1 1/4" BSP	5
	608.50.40	50 x 1 1/2" BSP	5
	608.63.50	63 x 2" BSP	2


FEMALE ADAPTOR 	CODE	SIZE	PACK
	606.20.15	20 x 1/2" BSP	10
	606.25.20	25 x 3/4" BSP	10
	606.32.25	32 x 1" BSP	10
	606.40.32	40 x 1 1/4" BSP	5
	606.50.40	50 x 1 1/2" BSP	5
	606.63.50	63 x 2" BSP	2
	606.75.63	75 x 2 1/2" BSP	1
606.90.75	90 x 3" BSP	1	


ELBOW 90° 	CODE	SIZE	PACK
	601.20	20	10
	601.25	25	10
	601.32	32	10
	601.40	40	5
	601.50	50	5
	601.63	63	2
	601.75	75	1
	601.90	90	1


REDUCING JOINER 	CODE	SIZE	PACK
	606.25.15	25 x 20	10
	606.32.25	32 x 25	10
	606.40.32	40 x 32	5
	606.50.40	50 x 45	5
	606.63.50	63 x 50	2
	606.75.63	75 x 63	1
	606.90.75	90 x 75	1


ELBOW MALE THREAD 	CODE	SIZE	PACK
	602.20.15	20 x 1/2" BSP	10
	602.25.20	25 x 3/4" BSP	10
	602.32.25	32 x 1" BSP	10
	602.40.32	40 x 1 1/4" BSP	5
	602.50.40	50 x 1 1/2" BSP	5
	602.63.50	63 x 2" BSP	2


TEE 	CODE	SIZE	PACK
	604.20	20 mm	10
	604.25	25 mm	10
	604.32	32 mm	10
	604.40	40 mm	5
	604.50	50 mm	5
	604.63	63 mm	2
	604.75	75 mm	1
	604.90	90 mm	1


END PIECE 	CODE	SIZE	PACK
	630.20	20 mm	10
	630.25	25 mm	10
	630.32	32 mm	10
	630.40	40 mm	5
	630.50	50 mm	5
	630.63	63 mm	2
	630.75	75 mm	1
	630.90	90 mm	1

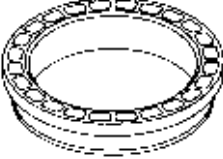
REDUCING TEE 	CODE	SIZE	PACK
	605.25.20	25/20 mm	10
	605.32.25	32/25 mm	10
	605.40.32	40/32 mm	5
	605.50.40	50/40 mm	5
	605.63.50	63/50 mm	2
	605.75.50	75/50 mm	1
605.90.50	90/50 mm	1	


FLANGE ADAPTOR 	CODE	SIZE	PACK
	625.75.75	75 x 3	1
	625.90.75	90 x 3	1


O RING 	CODE	SIZE	PACK
	641.20	20 mm	10
	641.25	25 mm	10
	641.32	32 mm	10
	641.40	40 mm	5
	641.50	50 mm	5
	641.63	63 mm	2
	641.75	75 mm	1
	641.90	90 mm	1


TAPPING SADDLES 	CODE	SIZE	PACK
	609.25.15	25 x 1/2" BSP	10
	609.32.20	32 x 3/4" BSP	10
	609.40.20	40 x 3/4" BSP	5
	609.40.25	40 x 1" BSP	5
	609.50.20	50 x 3/4" BSP	5
	609.50.25	50 x 1" BSP	5
	609.63.20	63 x 3/4" BSP	2
	609.63.25	63 x 1" BSP	2
	609.75.20	75 x 3/4" BSP	1
	609.75.50	75 x 2" BSP	1
609.90.20	90 x 3/4" BSP	1	
609.90.50	90 x 2" BSP	1	

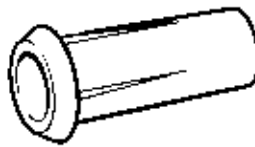
GRIP RING 	CODE	SIZE	PACK
	643.20	20 mm	10
	643.25	25 mm	10
	643.32	32 mm	10
	643.40	40 mm	5
	643.50	50 mm	5
	643.63	63 mm	2
	643.75	75 mm	1
	643.90	90 mm	1

RETAINING WASHER 	CODE	SIZE	PACK
	642.20	20 mm	10
	642.25	25 mm	10
	642.32	32 mm	10
	642.40	40 mm	5
	642.50	50 mm	5
	642.63	63 mm	2
	642.75	75 mm	1
	642.90	90 mm	1

TWO WAY REDUCING TEE 	CODE	SIZE	PACK
	611.25.20.20	25x20x20 mm	10
	611.32.25.25	32x25x25 mm	10
	611.40.32.32	40x32x32 mm	5
	611.50.40.40	50x40x40 mm	5
	611.63.50.50	63x50x50 mm	2

TANK CONNECTOR 	CODE	SIZE	PACK
	613.25	25 x 3/4" BSP	10
	613.32	32 x 1" BSP	10

WALL PLATE ELBOW 	CODE	SIZE	PACK
	612.20	20 x 1/2" BSP	1
	612.25	25 x 3/4" BSP	1
	612.32	32 x 1" BSP	1
	612.40	40 x 1 1/4" BSP	1

NOSE CONE 	CODE	SIZE
	TP 2420	20 mm
	TP 2425	25 mm
	TP 2432	32 mm
	TP 2440	40 mm
	TP 2450	50 mm
TP 2463	63 mm	

DISCLAIMER

This technical data sheet has been compiled by The Marley Company (NZ) Limited ("the Company") to promote better understanding of the technical aspects of the Company's products to assist users in obtaining from them the best possible performance.

The technical data sheet is protected by Copyright and may not be copied or reproduced in any form or by any means in whole or in part without prior consent in writing by the Company.

Product specifications, usage data and advisory information may change from time to time with advances in research and field experience. The Company reserves the right to make such changes at any time without notice.

Correct usage of the Company's products involve engineering judgements which cannot be properly made without full knowledge of all the conditions pertaining to each specific installation. The Company expressly disclaims all and any liability to any person whether supplied with this publication or not in respect of anything and of the consequences of anything done or omitted to be done by any such person in reliance whether whole or partial upon the whole or any part of the contents of this publication.

No offer to trade, nor any conditions of trading, are expressed or implied by the issue or content of this manual. Nothing herein shall override the Company's Conditions of Sale, which may be obtained from the Registered Office or any Sales Office of the Company.

This technical data sheet is and shall remain the property of the Company, and shall be surrendered on demand to the Company.