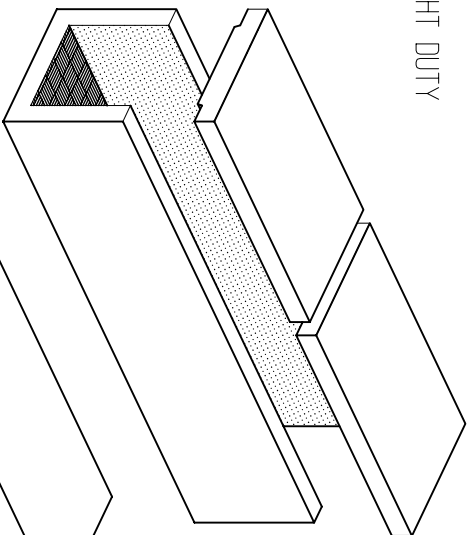
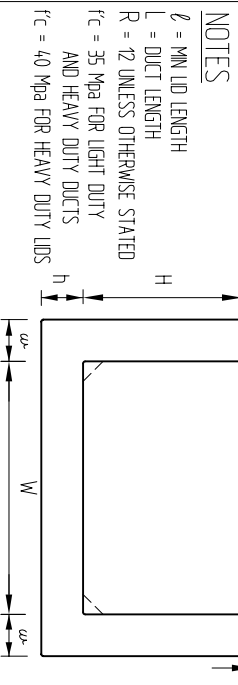
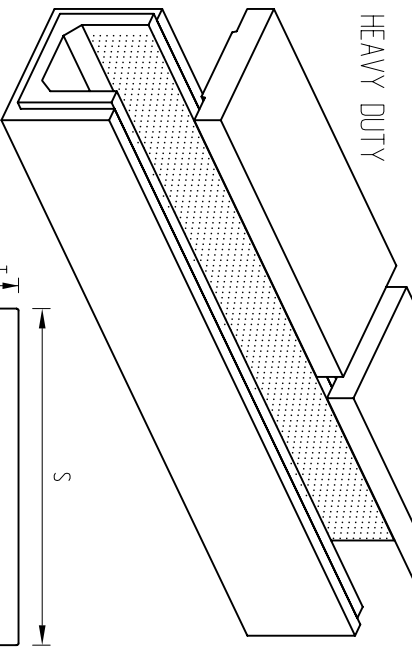


**LIGHT DUTY**



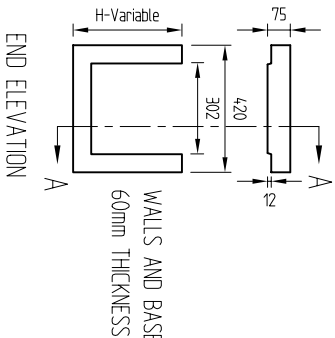
**HEAVY DUTY**



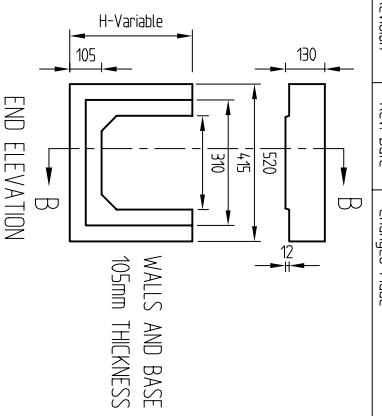
**NOTES**

- ℓ = MIN LID LENGTH
  - L = DUCT LENGTH
  - R = 12 UNLESS OTHERWISE STATED
  - f<sub>c</sub> = 35 Mpa FOR LIGHT DUTY AND HEAVY DUTY DUCTS
  - f<sub>c</sub> = 40 Mpa FOR HEAVY DUTY LIDS
- SPECIFICATIONS :**
1. MANUFACTURE IN ACCORDANCE WITH NZS 3109:1997 (PRECAST UNITS)
  2. SURFACE FINISHES TO NZS 3114:1987  
Formed Surfaces - F4  
Trowelled Surfaces - U2
  3. CONCRETE STRENGTH : a. f<sub>c</sub> = 40MPa  
b. Stripping Strength (min) = 15MPa
  4. DESIGN LOAD: a. 0.85 HN - Light Duty  
b. HNHD 72 - Heavy Duty

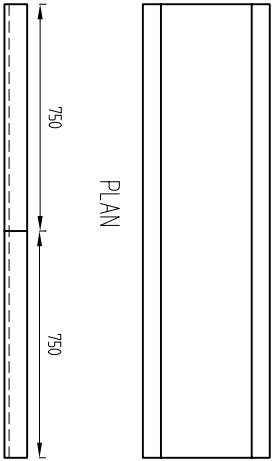
**LIGHT DUTY**



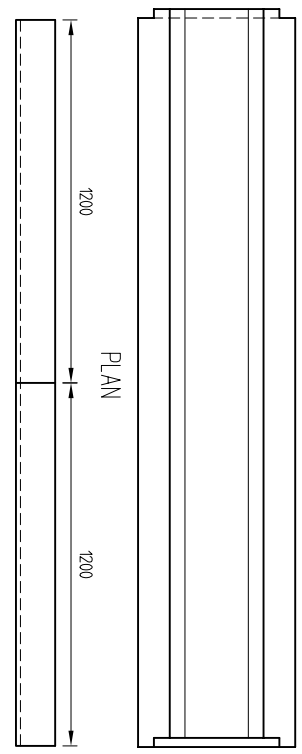
**HEAVY DUTY**



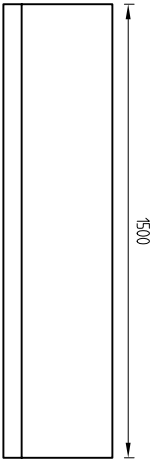
**PLAN**




**PLAN**



**LID ELEVATION**



**LID ELEVATION**



**SIDE ELEVATION SEC 'A-A'**

SERIES 300	L	ℓ	W	w	H	h	S	T
LIGHT DUTY	1500	750	300	60	150	60	420	75
	1500	750	300	60	225	60	420	75
	1500	750	300	60	300	60	420	75
HEAVY DUTY	2400	1200	310	105	150	105	520	130
	2400	1200	310	105	225	105	520	130
	2400	1200	310	105	300	105	520	130

**SIDE ELEVATION SEC 'B-B'**



**Humes Pipeline Systems**  
 Private Bag 92817  
 Auckland  
 Freephone 0800 502 112  
 www.humes.co.nz

Copyright: This design, information and drawing remain the property of Humes Pipeline Systems and may not be used or copied without approval in writing from Humes Pipeline Systems.

**CONCRETE DUCTING - SERIES 300**

Revision	Rev. Date	Changes Made

Drawn By: Sawinder	Date: 19-01-04
Checked By:	Scale: A4 NTS
Reference No.:	
Drawing No.:	
Rev. No.:	0