

# Marley Surface Drainage Systems

## For all your surface water drainage solutions

### Typhoon Channel & Grate

The 130 & 200 Typhoon Channel & Grate have been designed for surface water drainage around the home & garden. Ideal for use in home driveways, around pools, patios, gardens and outdoor entertainment areas. It has been designed to use for footpaths, pedestrian and occasional slow domestic vehicle traffic (pneumatic tyres only). The 130 channel system is manufactured from polypropylene and the 200 channel & grate system consists of a uPVC non-slip grille supported by polypropylene channel. It is lightweight and easy to install. The 130 Channel (130x125) has 1 and 3 metre snap together modules whilst the 200 Channel (200x140) has 500 mm snap together modules.

### Surface Drainage Accessories

A complete range of pits, grates and frames are available for both domestic and commercial applications in pedestrian and Type B trafficable areas (80kN loading). These products are robust and easy to install.

### Features & Benefits


- New 'U' shaped 130 channel giving high water flow and easy cleaning
- Simple jointing system – male & female joiners slide together to maintain alignment
- Specially designed large feet provide anti-float properties when being installed
- Cost effective
- Higher loading performance due to increased depth of grate section
- Strong and robust
- 130 channel available in 1m & 3m lengths
- Easy to install
- Levelled & aligned to give professional finish

### Installation Instructions

Sufficient slope in the paving and channel should always be determined prior to installation to accommodate desired water run-off. The channel should not be installed along the line of the vehicle wheel travel.



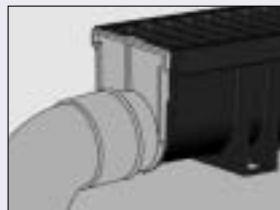
Dig Trench




Clip Modules together



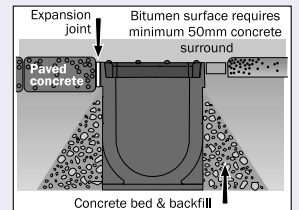
Place in trench



Connect outlet



Backfill with concrete, always with the grate fitted



Cross-section of concrete depth

an **Etex** GROUP company

#### DISCLAIMER

This technical data sheet has been compiled by Marley New Zealand Limited ("The Company") to promote better understanding of the technical aspects of the Company's products to assist users in obtaining from them the best possible performance. The technical data sheet is supplied subject to acknowledgment of the following conditions: The technical data sheet is protected by Copyright and may not be copied or reproduced in any form or by any means in whole or in part without prior consent in writing by the Company. Product specifications, usage data and advisory information may change from time to time with advances in research and field experience. The Company reserves the right to make such changes at any time without notice. Correct usage of the Company's products involve engineering judgements which cannot be properly made without full knowledge of all the conditions pertaining to each specific installation. The Company expressly disclaims all and any liability to any person whether supplied with this publication or not in respect of anything and of the consequences of anything done or omitted to be done by any such person in reliance whether whole or partial upon the whole or any part of the contents of this publication. No offer to trade, nor any conditions of trading, are expressed or implied by the issue or content of this manual. Nothing herein shall override the Company's Conditions of Sale, which may be obtained from the Registered Office or any Sales Office of the Company. This technical data sheet is and shall remain the property of the Company, and shall be surrendered on demand to the Company.

#### AUCKLAND


Mahia Road, Manurewa, Private Bag 802 Manurewa  
Sales Department: Telephone 09 279 2777  
Direct Fax 09 279 2778 Freefax 0800 652 621  
Head Office: Telephone 09 279 2799 Fax 09 279 2798  
Sales Hotline: 0800 222 922

#### CHRISTCHURCH

Shands Road, Hornby, PO Box 16233 Christchurch  
Sales Hotline: 0800 222 922  
0800 MARLEY (0800 627 539)

# Marley Surface Drainage Systems

For all your surface water drainage solutions



 **MARLEY**

SURFACE










DRAINAGE SYSTEMS

0800 MARLEY

[www.marley.co.nz](http://www.marley.co.nz)

## Typhoon Channel and Grate

The 130 and 200 channel and grate are designed for surface drainage around the home and garden. Ideal for use in home driveways, around pools and outdoor areas.

PRODUCT	PRODUCT CODE	DESCRIPTION	SIZE	COLOUR	QTY
<b>130 CHANNEL &amp; GRATE</b> 	1SDCGB130	Channel & Grate 130	1000 x 130 x 125	Black	1
	1SDCGB130.3	Channel & Grate 130	3000 x 130 x 125	Black	1
<b>130 END CAP</b> 	1SDSTB130	End Cap 130	130 x 125	Black	1
<b>130 OUTLET</b> 	1SDADB100	Outlet 130	90mm inside 100mm outside	Black	1
<b>130 CORNER</b> 	1SDBCB130	Channel Corner 450	130 x 125	Black	1
<b>200 CHANNEL</b> 	1SDCAN88	Channel 200	500 x 200 x 140	Grey	1
<b>200 GRATE</b> 	1SDGR88	PVC Grate 200	500 x 200 x 35	Grey	1
	1SDGR88S	PVC Grate 200	500 x 200 x 35	Sand	1
<b>200 END CAP</b> 	1SDFTT88	End Cap 200	150 x 45	Grey	1
<b>200 OUTLET</b> 	1SDNA88	Outlet 200	100 x 110 x 125	Grey	1
<b>RAINWATER PIT</b> 	1SDCBB250	Rainwater Pit 250	250 x 250	Black	1
	1SDGRB250	Rainwater Pit Plastic Grate	250 x 250	Black	1
	1SDGRA250	Rainwater Pit Aluminium Grate	250 x 250	Aluminium	1

## Surface Drainage Accessories

A complete range of pits, grates and frames available for pedestrian and trafficable areas.

PRODUCT	PRODUCT CODE	DESCRIPTION	SIZE	POINT OF RUPTURE	QTY
<b>EURO PIT</b> 	1SD5068	Euro Pit 200	200 x 200		1
	1SD5069	Euro Pit 300	300 x 300		1
	1SD5242	Euro Pit 400	400 x 400		1
	1SD9128	Euro Pit 550	550 x 550		1
<b>EURO GRATE PEDESTRIAN</b> 	1SD4725	Pedestrian Grate 200	200 x 200		1
	1SD4726	Pedestrian Grate 300	300 x 300		1
	1SD4727	Pedestrian Grate 400	400 x 400		1
	1SD4893	Pedestrian Grate 550	550 x 550		1
<b>EURO GRATE PVC TRAFFICABLE</b> 	1SD1769	Trafficable Grate 200	200 x 200	4.5T	1
	1SD1923	Trafficable Grate 300	300 x 300	5.0T	1
	1SD2022	Trafficable Grate 400	400 x 400	9.0T	1
	1SD4781	Trafficable Grate 550	550 x 550	8.5T	1
<b>EURO PIT RISERS</b> 	1SD5721	Pit Riser 300 No Socket	300 x 300 x 100		1
	1SD5722	Pit Riser 400 No Socket	400 x 400 x 100		1
	1SD5723	Pit Riser 550 No Socket	550 x 550 x 315		1
<b>PEDESTRIAN GRATE &amp; FRAME</b> 	1SD4731	Pedestrian Grate & Frame	200 x 200		1
	1SD4732	Pedestrian Grate & Frame	300 x 300		1
	1SD4733	Pedestrian Grate & Frame	400 x 400		1
	1SD5995	Pedestrian Grate & Frame	450 x 450		1
	1SD4899	Pedestrian Grate & Frame	550 x 550		1
<b>GRATE &amp; FRAME PVC TRAFFICABLE</b> 	1SD2017	Grate & Frame 200 Trafficable	200 x 200		1
	1SD1980	Grate & Frame 300 Trafficable	300 x 300		1
	1SD2639	Grate & Frame 350 Trafficable	350 x 350		1
	1SD1981	Grate & Frame 400 Trafficable	400 x 400		1
	1SD3370	Grate & Frame 450 Trafficable	450 x 450		1
	1SD4861	Grate & Frame 550 Trafficable	550 x 550		1