




# Rural Catalogue



Quality economical products for all rural applications.

We accept the following cards:



Humes Pipeline Systems manufacture and supply high quality durable rural products for quick and economical on-farm installation. We have a comprehensive range of items suitable for water reticulation, stock control, land drainage, effluent control, and other farm requirements including well liners and effluent system components. So whatever your farm product needs are drop in and see us or give us a call on 0800 502 112.

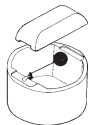
## Index

Water Troughs ..... Page 2	Effluent Pipe ..... Page 6	Concrete Pipe..... Page 10
Polyethylene Pipe..... Page 3	Septic Tanks ..... Page 7	Helco & Aluflo..... Page 10
Feed Troughs..... Page 4	Water Tanks ..... Page 7	Anchorbloc ..... Page 11
Cattlestops ..... Page 4	FarmBoss™ ..... Page 8	Keystone Retaining Blocks ..... Page 11
Stock Underpasses ..... Page 5	Nexus™ ..... Page 9	Stock Water
Stone Traps ..... Page 6	Novaflo™ ..... Page 9	Design & Farmtrac..... Page 12

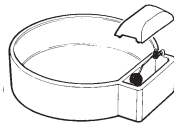
# Concrete Water Troughs

Humes reinforced steel fibre concrete troughs are the leading farm troughs in New Zealand. They have been designed to answer many of the problems farmers face with stock watering systems.

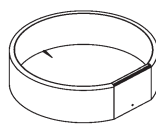
Features of the Hume's troughs are that the top edge is curved to prevent injury to stock. To give easy access for maintenance the ballcock valve is mounted above the water and the CB ranges fittings are protected to prevent stock damaging them, lamb steps are supplied standard on rectangular troughs (RB300 & RB400), and lastly the very nature of the Hume's trough design makes it impossible to get a back siphoning situation.



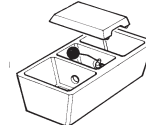
**CB 100 Lifestyle**



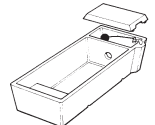
**CB 500 - 2500 Cattle**



**CT 500 - 1500 Cattle**



**RB 200 Double-ended trough Sheep**



**RB 300/400 trough Sheep**

## Concrete Water Trough range

	CB 100	CB 500	CB 750	CB 1000	CB 1500	CB 2500	CBH 150	CT 500	CT 750	CT 1000	CT 1500	RB 200	RB 300	RB 400	Pig Feed	Goat Water
Item Code	05500	05502	05503	05504	05505	05506	05523	05512	05513	05511	05508	05519	05520	05521	05525	05528
Capacity (litres)	100 (22gal)	500 (110gal)	750 (165gal)	1000 (220gal)	1500 (330gal)	2500 (550gal)	150 (33gal)	500 (110gal)	750 (165gal)	1000 (220gal)	1500 (330gal)	200 (44gal)	300 (66gal)	400 (90gal)	83 (18gal)	167 (37gal)
Length (mm)												1300	1900	2740	1000	2000
Width (mm)	800	1694	2024	1857	2235	2749	900	1394	1724	1554	1935	710	710	710	400	400
Diameter (mm)	1300	1484	1794	1634	2000	2500	900	1484	1794	1634	2000					
Depth (mm)	380	380	380	600	600	600	400	380	380	600	600	380	380	380	230	230
Approx Weight* (kg)	290	580	700	1000	1200	1500	300	475	575	800	1100	280	390	525	70	150

### Notes

- Ballcocks are sold separately
- Water troughs, pipes, fittings and valves are all sold separately.
- CT diameter is the circular size
- See back page for further notes

Water requirements of the average New Zealand farm (approximate daily consumption rates)

Animals	Litres/Head/Day	Peak Flow Litres/Head/Hour
<b>Sheep</b>		
Ewes	4	0.40
Lambs	2.5	0.25
<b>Cattle</b>		
Cows in milk	70	14.0
Beef Cattle	45	7.5
Calves	25	4.2
<b>Horses</b>		
Working	54	5.4
Grazing	36	3.6
<b>Pigs</b>		
Brood Sows	25	2.5
Mature Pigs	10	1.0

Source: MAF

# Medium Density Polyethylene Pipe – MDPE & HPPE

MDPE and HPPE pipes are new generation PE metric pipes, manufactured to international standards. Popular materials for rural water reticulation, both MDPE and HPPE are light weight, strong and durable.

These pipes typically have a larger bore size than old imperial dimension pipes, making them hydraulically efficient, e.g. Greenline on average has a 30% better flow rate than LDPE. Both MDPE and HPPE pipes are suitable for use with in-line bloat treatment dispensing systems and are available in a wide range of pressure ratings and coil lengths.



## MDPE and HPPE range

	Pressure Rating*	Pipe Size OD (outside diameter)									Coil Size (metres)			
	Bar	20mm	25mm	32mm	40mm	50mm	63mm	75mm	90mm	110mm	25	50	100	200
Greenline	6.3 - 9	✓	✓	✓	✓	✓	✓					✓	✓	✓
Redline	9 - 12.5	✓	✓	✓	✓	✓	✓					✓	✓	✓
Rural Black	12.5			✓	✓	✓	✓	✓	✓	✓		✓	✓	✓
Blackline PN16	16		✓	✓	✓	✓	✓	✓	✓	✓	✓	✓	✓	
Blackline HPPN20	20						✓		✓	✓		✓	✓	
Blackline HPPN25	25						✓		✓	✓		✓	✓	

### Notes

\* Maximum operating pressure at 20°C

## Compression Fittings

Humes stocks the extensive Plasson range of metric compression fittings. These external fittings are rated to 16 Bar and offer exceptional joint security for MDPE and HPPE pipe. Plasson fittings feature a quick and easy, push fit joint system up to 63mm diameter, with no disassembly of the fitting required.

The Plasson ranges versatility is enhanced with a variety of threaded fittings, valves, socket reducers and universal adaptors, for connecting to other pipe systems. Plasson fittings are also compatible with 20 and 25mm LDPE pipe, enabling easy connection of metric pipes to LDPE pipe systems in these diameters.

# Low Density Polyethylene Pipe – LDPE

Alkathene™ is made from new generation low density polyethylene material. It provides a robust, flexible and reliable choice for on farm day to day water reticulation needs.

## Alkathene™ range

Product Code	Pressure Rating*	Pipe Size ID (internal diameter)						Coil Size (metres)			
	Bar	12mm	19mm	25mm	31mm	38mm	50mm	25	50	100	200
300.15	12.5	✓						✓	✓	✓	✓
300.20	11		✓					✓	✓	✓	✓
300.25	8.5			✓				✓	✓	✓	✓
300.32	7				✓			✓	✓	✓	✓
300.40	6					✓		✓	✓	✓	✓
300.50	5						✓	✓	✓	✓	✓

### Notes

\* Maximum operating pressure at 20°C



## LDPE Fittings

Humes stock the extensive range of Hansen LDPE pipe fittings. Contact your local Humes Sales Centre for more information.

# Concrete Cattle Feed Troughs

Humes steel fibre reinforced concrete feed trough system of continuous channels is easy to install, portable, durable and safe for the stock and the farmer. Channel middles and ends are sold separately allowing the farmer to add middle channels so the trough can meet sizing requirements.

The simple yet practical design means the stock can feed from both sides if required and the high walls discourages stock from climbing into the troughs. The curved contours means no feed collects in the corners. The inclusion of the Swiftlift™ lifting system for each piece means the farmer can move the feed troughs safely and easily around the farm and are less likely to be damaged when installed.

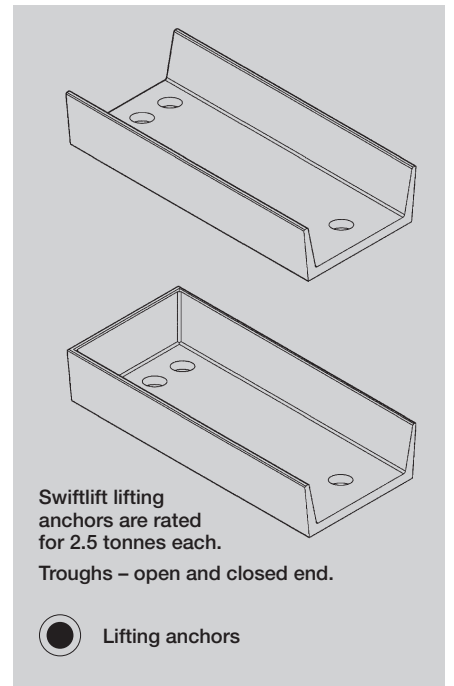


## Feed Trough range

	Feed Channel Middle	Feed Channel End
Item Code	05499	05498
Length (mm)	2600	2665
Width (mm)	1130	1130
Depth (mm)	510	510
Weight* (kg)	1030	1110

### Notes

- Channels and ends are sold separately
- See back page for further notes



# Cattlestops

Kiwi Cattlestops are one of the leading cattlestop solutions in New Zealand. The Kiwi Cattlestop offers you a solution that is engineered for public roads, is suitable for steep gradients, is easy to install and has a 5 year guarantee.

Features of the Kiwi Cattlestops include high tensile galvanized pipes that are easy to remove for cleaning, a large collection pit and drainage holes which also double up as lifting points. Kiwi Cattlestops are designed for dairy, dry stock farms, quarries, forestry and public roads. Custom designed cattlestops are available if required. Continuous tensioners are now a standard item on both the standard and maxi Kiwi Cattlestop.



## Kiwi Cattlestop range

	Standard	Maxi
Item Code	41027	41028
Length (mm)	2400	2400
Width (mm)	3450	4400
Depth (mm)	450	450
Weight* (kg)	2700	4000

- See back page for further notes



# Concrete Stock Underpass

Humes concrete underpasses are manufactured from quality materials providing a durable and strong product suitable for on farm, rural and public roads. All underpasses are manufactured and designed to comply with Transit NZ requirements and producer statements are available.

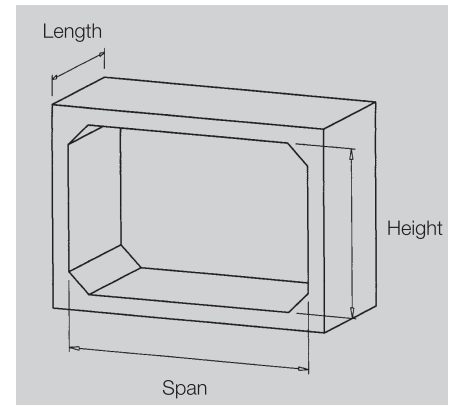
The size of the underpass required is determined by factors such as herd size, distance from milking shed, head room required and the height of the water table. Custom sizes (with spans) up to 6 metres are available if required. Box culverts also provide a useful stream bridging solution that can be driven on without any cover.

## Humes Underpass range

Span (metres)	Height (metres)	Unit Length (metres)	Weight (tonnes)*
2.5	2.0	1.55	7.8
2.5	2.5	1.55	8.6
3.0	2.0	1.55	8.6
3.0	2.5	1.55	9.4
3.0	3.0	1.55	10.1
4.0	2.0	1.55	11.0
4.0	2.5	1.55	11.8
4.0	3.0	1.55	12.6

### Notes

- \* Weight is based on the 0-600 cover, HN-HO-72 design and a nominal concrete density of 2440 kg/m<sup>3</sup> –100 year life on concrete if installed correctly.
- See back page for further notes



# Corrugated Steel Underpass

Little or no heavy lifting equipment is required for the safe installation of the Humes Helcor steel underpass. The long lengths minimize jointing and speed up the installation. These factors need to be considered if the underpass is to go in a difficult to install location.

The Helcor underpasses are constructed from high quality, galvanised corrugated steel in diameters from 2550 to 3600mm with individual pipe sections between 4 to 12 meters to suit the location. All Helcor underpasses comply with the Transit NZ requirements when installed correctly.



# Steel Multiplate Structures

As well as the Helcor steel underpasses, Humes are able to design and build tough, durable steel multiplate structures. These structures are often used as highway underpasses for road traffic. They can be designed to allow stock, tractors and large vehicles to gain access between sites rather than using highways or roads. Configurations within a size range of a 12 metre span and a 9 metre rise are available.

Multiplate structures are a cost effective and flexible solution. They are definitely worth pricing as an option when considering culverts for larger vehicle access between farm sites.



# Concrete Stone Trap

Humes concrete reinforced stone traps are a popular easy to clean farm effluent settling device. Effluent enters the stone trap from the inlet on the back wall and swirls in a clockwise rotation to form a vortex. This innovative design allows more time for stones and gravel to settle out ultimately reducing wear and tear on your effluent pumps.

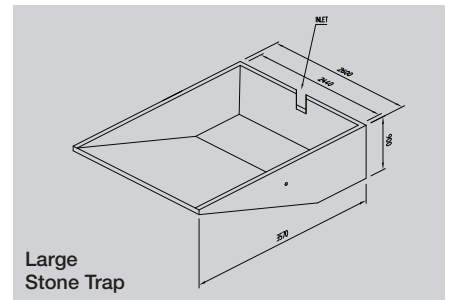
The larger stone trap is designed with a 2.4 meter entry to enable tractor buckets to clean with ease. The incoming effluent wash flows from the dairy shed and enters the stone trap on a 45 degree angle and exit via the 400mm wide weir. Both the inlet and the outlet are at the same height. This contributes to slowing down the velocity of the incoming effluent from the dairy shed and increases the settling period.

## Stone Trap range

	Small	Large
Item Code	04325	04322
Length (mm)	2940	3570
Width (OD) (mm)*	2250	2600
Width (ID) (mm)*	2085	2440
Depth (mm)	900	900
Weight (kg)*	2360	3400

### Notes

- The above drawing (item code 04322) also has the Humes sump included but is sold separately
- Width includes walls
- See back page for further notes
- The small stone trap (item code 04325) is only available in the North Island



# MDPE Effluent Pipe

MDPE effluent pipe is made from tough medium density polyethylene and has been designed specifically for the disposal of dairy shed effluent. This pipe is typically installed above ground and joined together using camlock type fittings. Plasson fittings are also suitable for permanent pipe connections. MDPE effluent pipe is an efficient and economical solution for most effluent disposal needs. Imperial dimension 45mm Iplex effluent pipe is also available for pod effluent systems.

## MDPE Effluent range

Product Code	Pressure Rating*	Pipe Size OD (outside diameter)						Coil Size (metres)		
		51mm	63mm	75mm	90mm	90mm	110mm	50	100	200
2230.45PN5	5	✓							✓	✓
2200.63PN6.3	6.3		✓					✓	✓	
2200.75PN8	8			✓				✓	✓	
2200.90PN6.3	6.3				✓			✓	✓	
2200.90PN8	8					✓		✓	✓	
2200.110PN8	8						✓	✓	✓	

### Notes

- \* Maximum operating pressure at 20°C



# Concrete Septic Tanks

Humes offers a range of durable economical and easy to maintain precast concrete septic tanks designed to provide onsite primary treatment for residential and holiday home wastewater.

All Humes primary rectangular septic tanks have anti-floatation feet at the base, and have optional partition wall with gas baffles and tube filters. These components reduces the amount of solids that are carried over to the disposal field. The precast structure of the Humes tank makes it stronger and more robust than plastered counterparts.

## Ecotank™


The Ecotank™ is a high performing primary septic tank which has a multi-chamber configuration. It provides anaerobic biological treatment in the second chamber and has a tube effluent filter on the outlet. Gravity or pumped outlet options are available.

## Concrete Septic Tank range

Capacity (Litres)	2700	3300	4000	4500	Ecotank™ (including lid) 5000
Item Code	05008	05011	05057	05015	05782*
Length (mm)	2210	2210	2210	2200	–
Width (mm)	1230	1230	1230	1650	2500
Height (mm)	1670	1930	2760	1720	1380
Weight (kg)	2575	2700	3525	5000	3680

### Notes

- Please refer to the septic tank brochure for specific details on all tanks available
- All septic tanks are supplied with a tube effluent filter (unless otherwise requested).
- See back page for further notes
- \* Tube effluent filter configuration.



# Concrete Water Tanks

Humes concrete water tanks are versatile. Depending on the application they can be installed above ground, partially buried or fully buried. Concrete tanks have proven durability and strength due to their design and quality finish. They are dependable and will not burn, rot or rust. Concrete is a very good natural insulator, which provides a cool dark environment for water. This reduces the potential of algae growth. All Humes precast water tanks come with a 10 year warranty.

## Concrete Water Tank range

	Tank (5000 gallons)	Light Duty Lid (LD)	Heavy Duty Lid (HD), Garden, Class A <sup>1</sup>	Heavy Duty Lid (HD) Driveway, Class B <sup>2</sup>
Capacity (Litres)	22,500			
Item Code	05701	05702	05704	05703
Height (mm)	2750	100	150	150
Outside Diameter (mm)	3436	3436	3436	3436
Weight (kg)	8239	1560**	3500**	3500**

### Notes:

- **Standard Tank (tank + LD lid)**  
Suitable for above ground installations or partially buried applications
- **Buried Tank (tank + HD lid)**  
Suitable to bury, 300mm maximum ground cover above the tank
- 1. Tank + HD lid, Class A, Garden:  
300mm maximum ground cover above tank, maximum load: 330kg
- 2. Tank + HD lid, Class B, Driveway:  
300mm maximum ground cover above tank, maximum load: 2670kg
- 22,500 litre (5,000 gallon) concrete tanks available in the North Island only
- All tanks will be supplied with 1 x 20mm & 2 x 32mm threaded plugs
- \*\* Lid weight includes one concrete cover for access



# Culvert Pipe

Humes have the most extensive range of culvert products to meet all your farm and rural application requirements. From concrete pipes through to plastic and corrugated pipes. The following chart will help you determine the most appropriate culvert pipe for your application.

## Culvert Pipe comparisons

Features	Products		
	Concrete	Plastic (FarmBoss™)	Corrugated
Can pipes be joined?	Yes	Yes	Yes
UV Resistance	Yes	Yes	Yes
Flexibility	No	Yes	Yes
Abrasion Resistance	Low	High	High*
Joining System	Rubber Ring	Socket Joint	Coupling Band
Standard Length (metre)	2, 2.44 & 2.5m	6m	6m
Customised Length (metre)	No	up to 18m	up to 12m

**Note**

\* Helcor abrasion resistance is medium

## Plastic – FarmBoss™

FarmBoss™ is a strong and lightweight plastic culvert pipe. FarmBoss™ pipe can easily be carried by two men, which means significant savings – in time, labour, machinery and therefore costs. Transportation is also easy. For example FarmBoss™ can be transported on utility vehicles using roof racks, small trailers and farm bikes were appropriate.

FarmBoss™ is manufactured from polypropylene, an extremely tough material with excellent and proven resistance to impact, chemical attack and abrasion. FarmBoss™ is UV-resistant so unlike other plastics it will not become brittle. For larger drainage projects FarmBoss™ is available in lengths up to 18 metres.

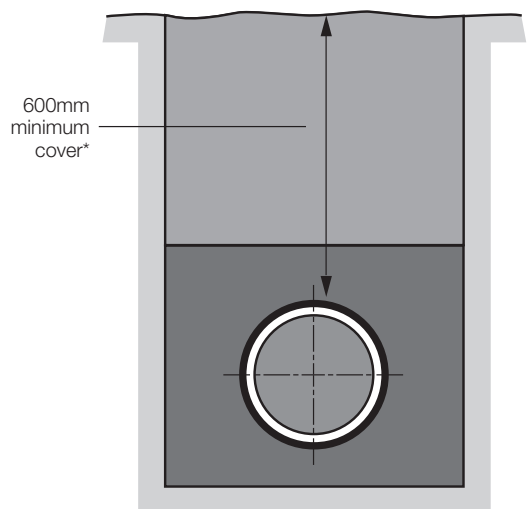


## FarmBoss™ range

Outside Diameter (OD)	259mm	353mm	442mm	531mm
Internal Diameter (ID)	225mm	300mm	375mm	450mm
Item Code	88016	88017	88018	88019
Standard Length	6m	6m	6m	6m
Weight	18kg	34kg	52kg	71kg

**Notes**

- Socketed pipe the maximum length is 6m
- Unsocketed the maximum length is 18m (which is the longest length you can transport)
- See back page for further notes



\*The cover should be well compacted and graded hardfill

# Land Drainage

## Nexus™ Twin-wall Smoothbore PE Drainage Pipe

Nexus™ is a double wall polyethylene pipe, combining a smooth inner wall with a corrugated outer wall. This smooth bore allows greater volumes of water to flow through the pipe at a faster rate. Flow rates in Nexus™ pipe are up to 69% more efficient than corrugated bore Novaflo™ drainage pipe. Nexus™ is the ideal choice for land drainage, as faster drainage reduces pasture damage and promotes pasture growth (kgDM/h). Add to this the benefits of higher flow velocity reducing silting issues and it's easy to see why Nexus™ is the first choice in land drainage.

See Page 12 for information on the Farmtrac™ land drainage mapping system.



## Nexus product range

Product Code	Coil Size (metres)									Identification
	5	15	29	30	45	50	100	185	450	
110mm Nexusflo (Punched)		✓		✓		✓	✓		✓	Black with Blue Stripe
160mm Nexusflo (Punched)					✓			✓		Black with Blue Stripe
200mm Nexusflo (Punched)	✓		✓							Black with Blue Stripe
110mm Nexuscoil (Unpunched)		✓		✓		✓	✓		✓	Black with Yellow Stripe
160mm Nexuscoil (Unpunched)					✓			✓		Black with Yellow Stripe
200mm Nexuscoil (Unpunched)			✓							Black with Yellow Stripe



## Novaflo™ Corrugated Bore PE Drainage Pipe

Novaflo™ is a single wall corrugated high density polyethylene land drainage pipe. It is lightweight, easy to install and is a cost effective solution for land drainage.

See Page 12 for information on the Farmtrac™ land drainage mapping system.



## Novaflo™ product range

Product Code	Coil Size (metres)								Identification
	15	30	45	50	100	150	185	450	
65mm Novaflo™ (Punched)	✓	✓				✓			Black
110mm Novaflo™ (Punched)	✓	✓		✓	✓			✓	Black
160mm Novaflo™ (Punched)	✓		✓				✓		Black
65mm Novacoil (Unpunched)	✓	✓				✓			Black with White Stripe
110mm Novacoil (Unpunched)	✓	✓			✓				Black with White Stripe
160mm Novacoil (Unpunched)	✓		✓						Black with White Stripe



# Concrete Farm Pipe

Humes high performance steel reinforced range of concrete farm pipe provides a proven solution for all farm culvert needs.

The main advantages of using concrete is that it has a proven record of meeting performance demands in aggressive environments therefore is recommend for all on farm drainage applications. All standard sizes are available ex stock. Talk to your local Humes Sales Centre about any requirements for larger sized pipes.



## Concrete Farm Pipe range

Diameter (mm)	225*	300	375	450	525	600	900	1200	1500	1800
Length (mm)	2000	2500	2500	2500	2500	2500	2440	2440	2440	2440
Weight (kg)**	160	255	315	435	570	730	1100	1800	2400	3400

### Note

\* 225mm is not available in the South Island

\*\* These is the approximate weight for spun and RCP pipes. VT pipes are heavier. Refer to the Humes safe handling guide for more information.

# Corrugated Pipe – Helcor and Aluflo

Humes corrugated culvert pipe is easy to transport and little or no lifting equipment is required. Corrugated pipe is also a competitive option compared to alternative culvert product when comparing on price, weight and installation of the product.

Humes corrugated pipes are available in both galvanized steel (Helcor) and aluminium (Aluflo) to suit a wide range of culvert applications. Helcor and Aluflo are manufactured to the US highway culvert standards, and to NZS4405:1986.



## Helcor and Aluflo range

Internal Diameter	Helcor	Aluflo	Minimum Cover
mm	6m Length Weight (kg)	6m Length Weight (kg)	Farm Use (mm)
300	90	28	300
375	108	35	300
450	132	41	300
600	174	54	300
750	216	67	300
900	258	80	300
1050	300	94	300
1200	342	119	300

## Environmental Guidelines

The performance of corrugated metal pipes is influenced by the chemistries of water and soil that they come in contact with. Soils and water exhibiting properties that fall within the limits indicated in the following environmental guidelines table promote durability and longevity.

Characteristics	Helcor	Aluflo
Water & Soil pH Levels	5-9	4-9
Water & Soil Conductivity (millisiemens/metre)	>100 mS/m	>200 mS/m
Copper (parts per million)	N/A	>1ppm
Salt Water/Tidal Applications	Do not use	Can use

# Anchorbloc™

Anchorbloc™ is an innovative, simple and economic solution for one of the most basic civil engineering and contracting tasks: retaining and protecting embankments. It is a modular concrete block designed to form an integrated segmental retaining wall. Anchorbloc™ has a significantly lower installation cost when compared to other retaining wall systems such as timber or gabion basket structures.

Anchorbloc™s can be used for river bank stabilisation, bridge abutments and wing walls for culverts and underpasses.

## Anchorbloc™ range

	1.0M	1/2 high 0.5M	1/2 wide LH	1/2 wide RH
Item Code	05561	05562	05563	05564
Height (mm)	1000	500	1000	1000
Width (mm)	1200	1200	600	600
Depth (mm)	900	900	900	900
Weight (void unfilled) (kg)	1500	750	750	750
Weight (void filled) (kg)	2020	1010	1010	1010
Block Volume (m³)	0.61	0.305	0.305	0.305
Void Volume (m³)	0.30	0.15	0.15	0.15
Lifting Points	2	2	1	1



# Keystone Retaining Blocks

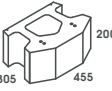
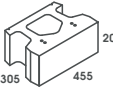

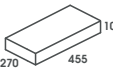

Humes stock a range of popular Stevenson Keystone retaining blocks. These dry stacked blocks are connected with fibreglass pins. This system provides a structural solution that is strong, durable and good looking as well as being suitable for small and large projects.

Stevenson Keystone retaining walls have 4 different styles to suit any landscaping requirements. These are Garden Wall, Allan Block, Country Manor and Keystone.

Working with the Stevenson’s product team, Humes will be able to assist you in planning and completing your retaining projects with both product and technical expertise.

Note: Products are now available at Humes Sales Centres in the North Island and jobs can be quoted and supplied in the South Island.

## Stevenson Keystone range

Keystone International	Rock Face	Straight Face	No/m²	No/Pallet	m²/Pallet	Weight/Unit
Keystone International Units			11	45	4.1	36-40kg
Cap Options	Cap	Straight Face	No/lm	No/Pallet	lm/Pallet	Weight/Unit
Straight Sides (100m high)			2.2	64	29	26kg
Angle Sides (200m high)			2.2	32	14	47kg



# Design Services available through Humes

## Stock Water Design

Take advantage of our free, no obligation stock water design service. Our trained team will ensure you have the right stock water design to suit your property.

Farmtrac™ is a GPS mapping system which records where Nexus™ or Novaflo™ drainage pipes are installed. Using this service the farmer and/or contractor can easily locate where drainage lines are for maintenance or adding to the system. The farmer effectively ends up with an accurate map of all paddocks on the farm that have been drained.

For further information on costs and details of the stock water design service or Farmtrac™ mapping service contact your local Humes Sales Centre on 0800 502 112.



## Notes

- All product dimensions are external unless stated
- Weights are not guaranteed and may vary from region to region

## Humes Sales Centres

<b>Whangarei</b>	09 459 6935	<b>Tauranga</b>	07 578 6114	<b>Kapiti</b>	04 298 2860	<b>Timaru</b>	03 688 2079
<b>Albany</b>	09 415 8150	<b>Rotorua</b>	07 348 4914	<b>Seaview</b>	04 568 4219	<b>Alexandra</b>	03 448 8016
<b>Henderson</b>	09 835 1260	<b>New Plymouth</b>	06 757 3457	<b>Thorndon</b>	04 499 7573	<b>Queenstown</b>	03 441 4515
<b>Penrose</b>	09 622 1526	<b>Stratford</b>	06 765 0976	<b>Nelson</b>	03 544 8896	<b>Dunedin</b>	03 455 9981
<b>Takanini</b>	09 269 3693	<b>Hastings</b>	06 870 6011	<b>Christchurch</b>	03 349 4399	<b>Invercargill</b>	03 214 4115
<b>Hamilton</b>	07 849 4861	<b>Palmerston Nth</b>	06 357 7102	<b>Greymouth</b>	03 762 6513		

For further information or advice freephone  
0800 502 112 or visit [www.humes.co.nz](http://www.humes.co.nz)

Buyers and users of the products described in this brochure must make their own assessment of the suitability and appropriateness of the products for their particular use and the conditions in which they will be used. All queries regarding product suitability, purpose or installation should be directed to the nearest Humes Sales Centre for service and assistance. Fletcher Concrete and Infrastructure Limited 2011. Printed 05/11.

