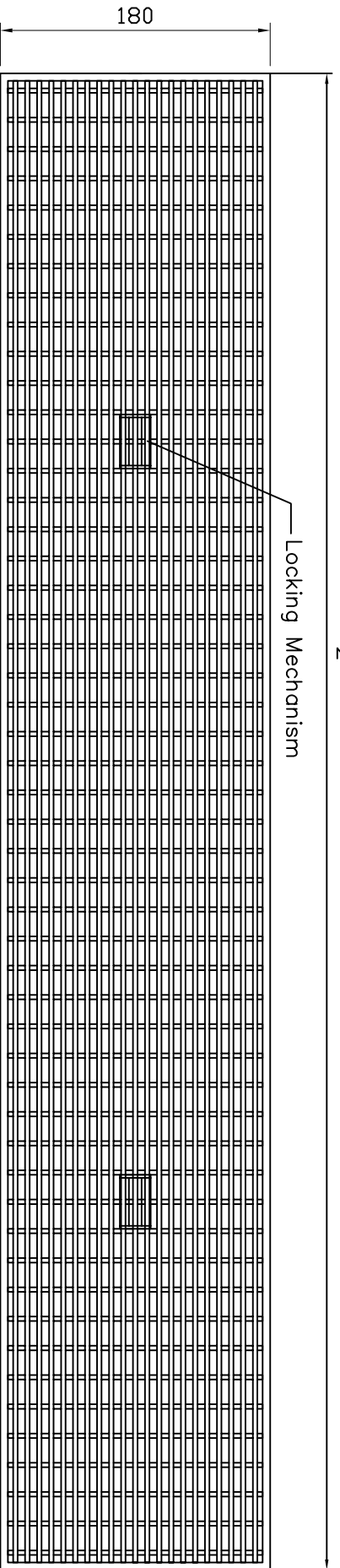
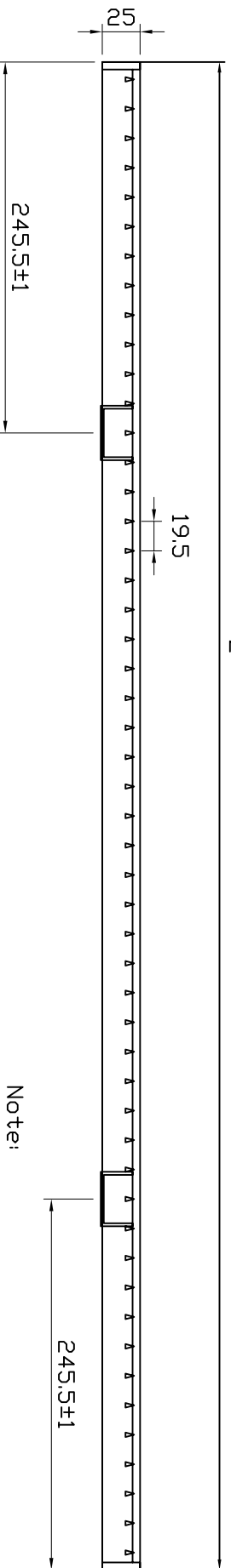
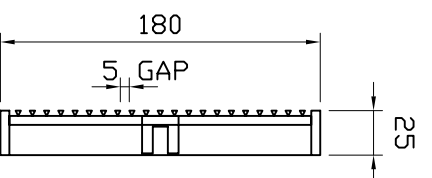


998⁺⁰₋₂ INCLUDING WELDED PROTRUSION

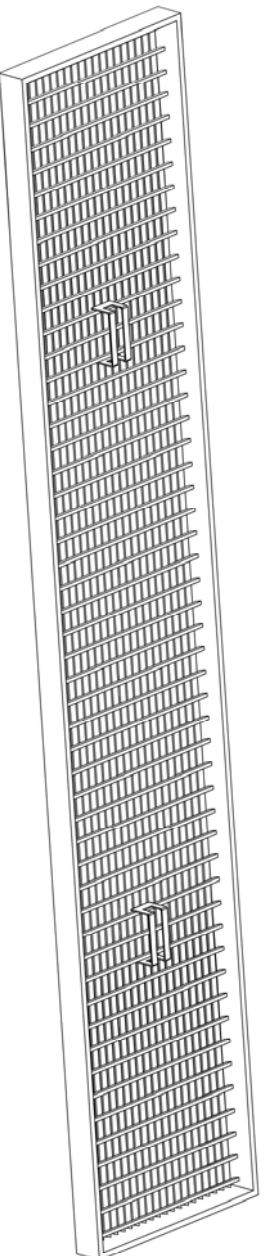
Locking Mechanism



998⁺⁰₋₂ INCLUDING WELDED PROTRUSION



- Note:
- 1) All dimensions are including welded protrusion
 - 2) Tolerance of welded protrusion is +1/-0
 - 3) Material: Wedge Wire Grate SS304L



HYDRO INTERNATIONAL
 21-23 Marshall Court,
 Altona, Victoria 3018
 Australia
 Tel: +61 3 9360 3434
 Fax: +61 3 9360 3400

This document must not be copied without our written permission, and the contents thereof must not be imported to a third party nor be used for any unauthorised purpose.
HYDRO INTERNATIONAL Copyright

PROJECT		DRAWING No.		REV.	
STAINLESS HEELGUARD WEARIN 160		143977 (Customer Copy)		A	
DATE: 07.10.2010	DRAWING CHECK:	DWG SIZE /SCALE	QUOTE No.	THIRD ANGLE PROJECTION	
DRAWN: BG	CLIENT APPROVED:	A4	nts	PAGE 1/1	

