

A PRODUCT FOR EVERY PROJECT
MEADrive. THE DRAINAGE SOLUTION FOR YOUR HOME
WORLD LEADER IN DRAINAGE SOLUTIONS
TOUGH, DURABLE, COST EFFECTIVE AND EASY INSTALLATION


SERVICING
Australia
New Zealand

OFFICIAL SUPPLIER OF 

MEADRIVE Drainage made easy

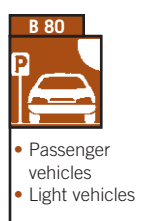

FEATURES

- IDEAL FOR LIGHT VEHICLE TRAFFIC
- TOUGH DURABLE POLYETHYLENE
- INTERLOCKING JOINING SYSTEM MAKES SIMPLE CONVERSION TO 2, 3, 4 METRE LENGTHS
- SYSTEM ACCESSORIES
- LIGHT WEIGHT
- OUTSTANDING RESISTANCE TO CHEMICALS
- AVAILABLE WITH PLASTIC OR GALVANISED GRATES
- AVAILABLE WITH BOTTOM OR END OUTLETS
- GRATES HAVE ANTI-SLIP NODULES WHICH ALSO DEFLECT WATER FLOW INTO GRATE SLOTS
- FULLY ROUNDED BASE – SELF FLUSHING

For areas around the house and in front of the garage, **MEADRIVE** is the answer for everyone seeking a cost-effective drainage solution, but not wishing to make any compromises as far as functionality and service life are concerned. Comprising 100% environmentally friendly recyclable material, the channel bodies and gratings are unbreakable and have a particularly low net weight.

This results in many benefits for the user, for example easy transportation and simple installation, and its black colouration allows the drainage channels to blend in harmoniously with your environment.

The optimised channel cross-section and the particularly smooth invert – attributable to plastic as the channel material – provide for high discharge rates, while the non-continuous slot design prevents heavy soiling, for example by leaves. Should the grating nevertheless ever need to be cleaned, the screwless, snap-in grating enables channels to be opened easily and quickly.



IDEAL FOR

- RESIDENTIAL DRIVEWAYS
- LANDSCAPING APPLICATIONS
- AROUND SWIMMING POOLS
- ADJACENT TO RETAINING WALLS
- RURAL APPLICATIONS
- WINERIES

MEADRIVE SYSTEM

DESCRIPTION	CODE	LENGTH	WIDTH	DEPTH	WEIGHT
Channel complete with black plastic grate	150051	1000 mm	130 mm	90 mm	2.1 kg
Channel complete with galvanised grate	150059	1000 mm	130 mm	90 mm	3.0 kg
End-cap	150053	-	-	-	0.05 kg
End-cap with outlet (100mm dia.)	150055	-	-	-	0.05 kg
Corner unit with black plastic grate	150080	-	-	-	0.8 kg
Corner unit with galvanised grate	150082	-	-	-	1.5 kg
Pit-Box Complete with Aluminum Grate (10.5L)	79423	250 mm	250 mm	285 mm	1.5 kg

The advanced **tongue and groove system** prevents any displacement of channel elements during installation. And the end caps also benefit from the same design feature – simply clip them on, and they won't budge.



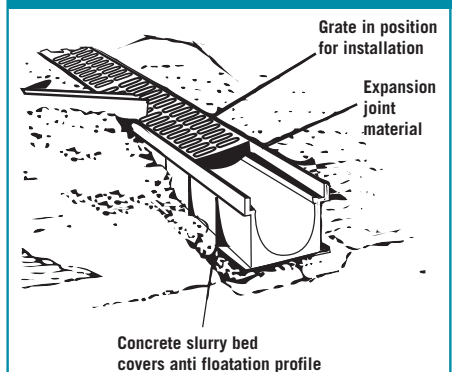
Snap-in catches integrated on the grating sides keep the grating and channel securely affixed to one another. No rattling, no displacement, no seizing up – an outstanding grip coupled with super simple fitting and removal.



SIMPLE INSTALLATION

1. Excavate a trench, allow for any slope and a 50mm concrete slurry bed or packed sand.
2. Lay channel on prepared base and simply slot each length together.
3. Fix an end-cap to the channel at the highest point of the drain.
4. Fit either a drainage pit-box or an end-cap to the lowest point.
5. Connect pit-box, end-cap or pre-formed channel outlet to the stormwater system.
6. Where vehicle traffic is to be driven over the channel, it should be surrounded in concrete. Ensure the grates are fitted before the pour.
7. Finish the surrounding surface 3mm above the edge of the channel to assist water flow into the channel.

INSTALLATION DETAILS



For further information and technical assistance:



MELBOURNE

Phone. 1300 760 634
21-23 Marshall Court
Altona VIC 3018

QUEENSLAND

Phone. 1300 760 634
Unit 3, 45 Canberra Street
Hemmant QLD 4174

NEW ZEALAND

Phone. 0800 493 766

Email: sales@hydroh2o.com.au
www.hydroh2o.com.au