


Plastic Surface Boxes

Designed to cover and protect




The range of flush mounting, high density polyethylene (HDPE) surface boxes are designed for covering and protecting below ground valves, fire hydrants, water and gas services in light load traffic areas such as grass berms and footpaths.

The light weight and robust design allows for easy installation and handling. The removable lids are secured with galvanised chain and stainless steel fastenings and have a full clear opening which allows easy access for servicing and control. Aluminium pins are incorporated into the lid to assist in locating obscured boxes using metal detection equipment.

Features

- NZ manufacture
- Robust construction
- Light Weight HDPE
- Secured lids
- UV resistant
- Large clear openings



Options

- Colour coded lids for easy identification
- Customised logos available
- Round type compatible with riser pipes
- Standard tall and low profile
- Reverse taper tall and low profile

Product Branding

The HDPE surface boxes are available with various colour coded lid's for easy identification. Individual local authority names or logos can also be incorporated within the lid if required.

- Sluice Valve (SV)
- Service Valve (V)
- Fire Hydrant (FH)
- Gas (GAS)
- Irrigation (Control)
- Water Meter (Water Meter)



Plastic Surface Boxes Designed to cover and protect

Use

Protecting and covering below ground services



Valve Box Gas Lid



SV Lid



150 Round Valve Box



Gas Box



Tapered Box
Black Water Meter Lid



Tapered Box
Blue Water Meter Lid



Inverted Box
Black Water Meter Lid



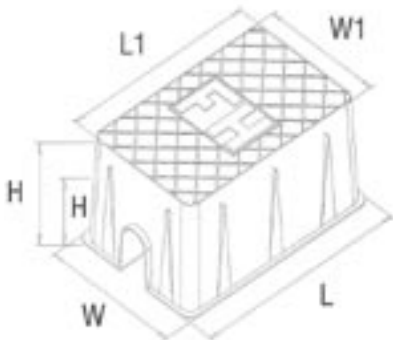
Inverted Box
Blue Water Meter Lid

Construction

Component	Material	Specification
Box body	HDPE	MD5000
Box lid	HDPE	MD5000
Securing Chain	Galvanised mild steel	-
Fastenings	Stainless steel nuts and bolts	316

Dimensions

Box Type	Profile	W	L	H	W1	L1	Standard lid branding
Standard box	Tall	190	350	280	275	440	Water Meter / FH / Control
Standard box	Low	190	350	225	275	440	Water Meter / FH / Control
Reverse taper box	Tall	345	500	280	275	440	Water Meter / FH / Control
Reverse taper box	Low	345	500	225	275	440	Water Meter / FH / Control
Valve box	-	260	300	140	215	250	SV / V / PV / GAS
150 Round valve box	-	250	-	130	170	-	V
Gas box	-	260	300	150	190	160	GAS



Disclaimer: Buyers and users of the products described in this brochure must make their own assessment of the suitability and appropriateness of the products for their particular use and the conditions in which they will be used. All queries regarding product suitability, purpose or installation should be directed to the nearest Humes Sales Centre for service and assistance. © Fletcher Concrete and Infrastructure Limited 2004.

